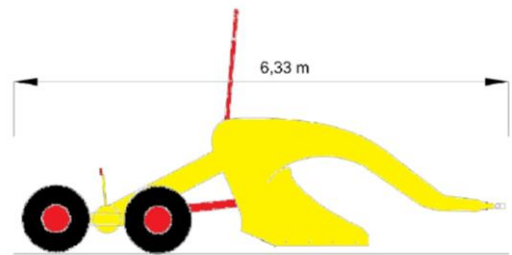


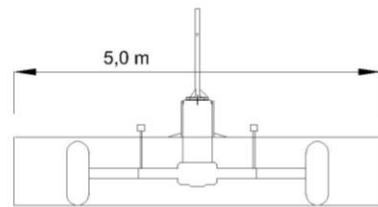
MDG – 30.50

Application areas: agriculture, earth moving

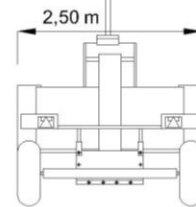
Type: leveler extensible blade
 Min. required power: 130 HP
 Max required power: 250 HP
 Overall length: 6,33 m
 Overall width: 5,00 m
 Working width: 3,00 m – 5,00 m
 Maneuver width: 3,00 m
 Work wheel track: 3,50 m
 Maneuver wheel track: 2,50 m
 Wheels height: 0,84 m
 Blade height: 1,00 m
 Coupling hook height: 0,50 m
 Estimated weight: 3.300 kg
 Frame design: with double plates
 Opening blade system: hydraulic
 Folding blade: yes
 Extensible blade: yes
 Opening axles system: telescopic
 Extensible axles: yes
 Oil filter: cartridge
 Rocker arm (wheels): n° 2 balancer with 2 wheels
 Slope of the blade: manual
 Lights system: yes
 Receiver mast: n° 1 hydraulic extensible
 Earth volume per run: 6,50 m³
 Finishing speed (km/h): 8 km/h
 Transport distance (m): 100 m
 Laser system: hydraulic independent
 Ready for laser system: yes
 Ready for GPS system: yes
 Laser system precision on 450 m: ± 2 mm
 GPS system precision on 5 km: ± 10 mm



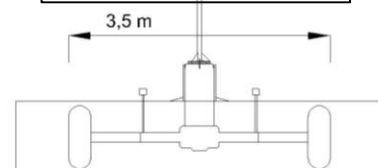
Overall length



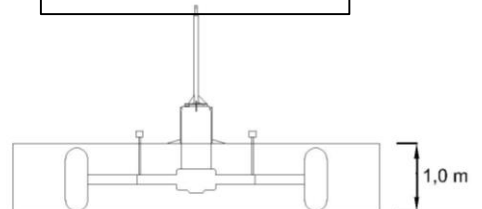
Working width



Maneuver width



Work wheel track



Blade height