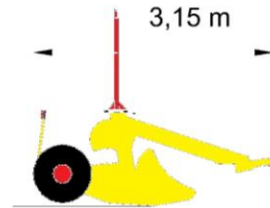


Data sheet

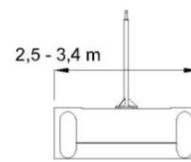
## MJ - 25.34

Application areas: agriculture

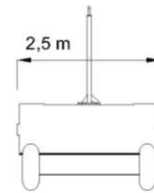
Type: leveler extensible blade  
 Min. required power: 65 HP  
 Max required power: 120 HP  
 Overall length: 3,15 m  
 Overall width: 3,40 m  
 Working width: 2,50 m – 3,40 m  
 Maneuver width: 2,50 m  
 Work wheel track: 3,00 m  
 Maneuver wheel track: 2,00 m  
 Wheels height: 0,71 m  
 Blade height: 0,65 m  
 Coupling hook hight: 0,40 m  
 Estimated weight: 900 kg  
 Frame design: single frame  
 Opening blade system: hydraulic  
 Folding blade: no  
 Extensible blade: yes  
 Opening axles system: telescopic  
 Extensible axles: yes  
 Oil filter: cartridge  
 Rocker arm (wheels): n° 2 stabilising wheels  
 Slope of the blade: manual  
 Lights system: optional  
 Receiver mast: n° 1 manual extensible  
 Earth volume per run: 2 m<sup>3</sup>  
 Finishing speed (km/h): 5 km/h  
 Transport distance (m): 50 m  
 Laser system: hydraulic independent  
 Ready for laser system: yes  
 Ready for GPS system: yes  
 Laser system precision on 450 m: ± 2 mm  
 GPS system precision on 5 km: ± 10 mm



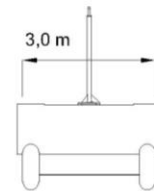
Overall length



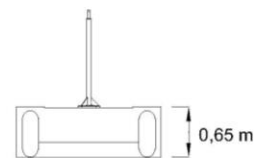
Working width



Maneuver width



Work wheel track



Blade height