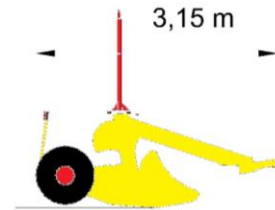


Data sheet

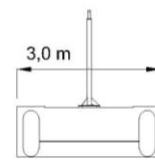
MJ - 30

Application areas: agriculture

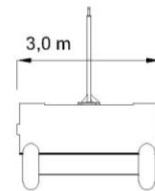
Type: leveler
 Min. required power: 40 HP
 Max required power: 100 HP
 Overall length: 3,15 m
 Overall width: 3,00 m
 Working width: 3,00 m
 Maneuver width: 3,00 m
 Work wheel track: 2,50 m
 Maneuver wheel track: 2,50 m
 Wheels height: 0,71 m
 Blade height: 0,65 m
 Coupling hook height: 0,40 m
 Estimated weight: 840 kg
 Frame design: single frame
 Opening blade system: fix
 Folding blade: no
 Extensible blade: no
 Opening axles system: fix
 Extensible axles: no
 Oil filter: cartridge
 Rocker arm (wheels): n° 2 stabilising wheels
 Slope of the blade: manual
 Lights system: optional
 Receiver mast: n° 1 manual extensible
 Earth volume per run: 1,70 m³
 Finishing speed (km/h): 4 km/h
 Transport distance (m): 50 m
 Laser system: hydraulic independent
 Ready for laser system: yes
 Ready for GPS system: yes
 Laser system precision on 450 m: ± 2 mm
 GPS system precision on 5 km: ± 10 mm



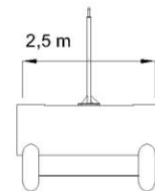
Overall length



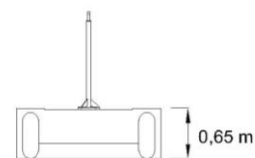
Working width



Maneuver width



Work wheel track



Blade height